



BUILDING A HOME FLIGHT SIM COCKPIT - GUIDELINE DOCUMENT - SUMMER 2023


















PHOTO	NAME	MANUFACTURER	AVAILABLE FROM	PRICE (EA)	QTY	TOTAL	COMMENTS
STANDARD COMPONENTS							
	Volair Sim™ Flight Sim Chassis with Triple Monitor Mount, Left, Right, Center mounts, and fully-articulating keyboard tray	Volair Sim	volairsim.com	\$ 795	1	\$ 795	Pre-drilled for all of the the Logitech components listed below. Note: Alpha yoke attaches with micro-suction plate (included with Alpha yoke) or dual-sided 3M tape since it does not have mounting holes on the bottom.
	Volair Sim™ Avionics Panel (steam gauge or glass cockpit variant)	Volair Sim	volairsim.com	\$ 395	1	\$ 395	Steam gauge version allows mounting up-to 12 Logitech Flight Instrument Panels (FIPs), up-to 6 Logitech rectangular multi-panels. Accepts Honeycomb, Logitech, or Yoko yokes. Can mount GNS-503 or GTN-750 GPS with adapter plane (sold separately). One can also use single or dual iPads for low-cost option for simulating steam or glass cockpit. The glass cockpit variant allows you to mount the RealSimGear G1000 suite, Honeycomb Bravo throttle quadrant and up-to two Logitech Pro Flight rectangular panels.
	Honeycomb Alpha Yoke, YOKO Yoke, or Logitech Pro Flight Yoke	Honeycomb Aeronautical / Yoko / Logitech	aircraftspruce.com	\$ 279	1	\$ 279	Note: For a HOTAS installation we recommend Thrustmaster HOTAS Warthog or Saitek X-65 which attaches to our center and side mounts. Logitech Pro Flight yoke comes with a throttle quadrant.
	Honeycomb Bravo Throttle Quadrant / Logitech Pro Flight Throttle Quadrant / V3RNI0 TPM (for Vernier controls)	Honeycomb Aeronautical / Logitech / Virtual-Fly	aircraftspruce.com	\$ 279	1	\$ 279	Lowest-cost solution is Logitech Pro Flight Throttle Quadrant (note you will need two of these for twin aircraft configuration). Throttle quadrant mounts to the right-hand side Volair Sim plate which is pre-drilled for Logitech. Honeycomb Bravo quadrant comes with trim wheel and can be configured for single or multiple engine.
	Logitech Pro Flight / Thrustmaster TFRP Flight Rudder Pedals / RUDDO Plus Rudder Pedals	Logitech / Thrustmaster / Virtual-Fly	Amazon.com	\$ 170	1	\$ 170	Can use CH Pro Pedals as well. Attaches with two Velcro strips (provided with our chassis). The Thrustmaster TRP pedals fit after removing the pedal tray and placing the pedals directly on the floor.
	Logitech Pro Flight Radio Panel	Logitech	Amazon.com	\$ 150	1	\$ 150	NAV/COM - consider using SPAD neXT for all drivers for Logitech gauges and panels.
	Flight-sim ready PC w/ Windows 10/11	Various	e.g. XForcePC or JetLine Systems	\$ 2,000	1	\$ 2,000	Intel 12600K, 32 GB RAM, 1 TB SSD, Nvidia RTX 4070 with 12GB, Windows 10 or 11.
	Flight Sim Software	Microsoft Flight Simulator 2020, X-Plane, or Prepar3D	flightsimulator.com	\$ 60	1	\$ 60	Can use academic license for Prepar3D.
	Triple Displays	Various	newegg.com	\$ 289	3	\$ 867	27"-32". Monitors must have flat back, and VESA 4 hole pattern in for mounting. Monitors with thin bezels are recommended. Three 32" curved 16:9 (1920x1080) monitors look especially impressive. NOTE: Ultra-wide monitors are NOT recommended.

PHOTO	NAME	MANUFACTURER	AVAILABLE FROM	PRICE (EA)	QTY	TOTAL	COMMENTS
-------	------	--------------	----------------	------------	-----	-------	----------

PRO - ADDITIONAL RECOMMENDED COMPONENTS

	Volair Sim™ Arm Rests	Volair Sim	volairsim.com	\$ 99	1	\$ 99	Stabilizes your arms while flying. Especially important if you use a HOTAS system or for IFR (precision) flying.
	Logitech Pro Flight Multi Panel	Logitech	Amazon.com	\$ 150	1	\$ 150	Provides auto-pilot functionality, trim, and flaps.
	RealSimGear GPS (GNS530 or GTN750)	RealSimGear	realsimgear.com	\$ 399	1	\$ 399	Allows for familiarization with most popular general aviation GPS systems.
	RealSimGear Adapter for GNS-530 or GTN-750	Volair Sim	volairsim.com	\$ 39	1	\$ 39	Adapter plate for the Volair Sim Avionics Panel. NOTE: the plate occupies two rectangular slots on the Volair Sim Panel and can be installed or left or right.
	Logitech Pro Flight Switch Panel	Logitech	Amazon.com	\$ 85	1	\$ 85	Magnetos, light switches, gear handle and lights indication, various other switches. May not be required if using Bravo Throttle Quadrant.

ULTIMATE - ADDITIONAL COMPONENTS

	Triple Display Stand - V2	Volair Sim	volairsim.com	\$ 495	1	\$ 495	Ultimate realism and immersion. Recommend to use three approx. 42"- 46" HDTVs with thin bezels.
	Pro Flight Instrument Panel (steam gauge configuration only)	Logitech	Amazon.com	\$ 160	6	\$ 960	Six (6) primary flight instrument panels (FIPs) that mount directly into the Volair Sim Avionics Panel. NOTE: The avionics panel comes with two adapter plates allowing you to mount up-to 12 FIPs.
	RealSimGear G1000 Suite	RealSimGear	realsimgear.com	\$ 2,199	1	\$ 2,199	Use the Volair Sim Avionics Panel - G1000 version to mount the PDF, MDF, Audio Panel and (optional) iPad

TOTAL STANDARD	\$	4,995
TOTAL PRO	\$	5,767
TOTAL ULTIMATE (STEAM GAUGE CONFIGURATION)	\$	6,450
TOTAL ULTIMATE (G1000 GLASS COCKPIT CONFIGURATION)	\$	7,888

NOTE: Pricing does not include misc. hardware accessories (speakers, cables, USB hub, adapters, etc.), additional software add-ons, and S&H costs. All pricing subject to change. © Volair Sim, 2012 -2023.